

TAZZE DIN 15234

Buckets DIN 15234

TAZZE DIN 15234

La versione standard delle tazze DIN 15234 è realizzata in lamiera saldata, profonda con parete posteriore piana.

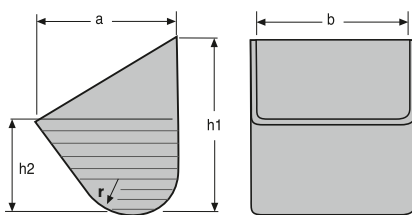
BUCKETS ACCORDING TO DIN 15234

Standard DIN 15234, deep buckets with flat rear wall, are manufactured with welded steel.

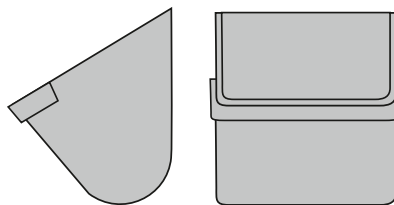
Tazza Bucket	b	a	h1	h2	r	t	d	e	i	m	L	w	Cap. litri	2	3	4	5	6	8
160x140	160	140	180	95	45	56	15	100	67	95	40	56	1,5	1,38	2,08				
160x160	160	160	200	106	50	56	15	100	75	95	40	40	1,9	1,59	2,39	3,18			
200x160	200	160	200	106	50	63	17	125	75	110	40	40	2,4	1,85	2,8	3,76			
250x180	250	180	224	118	56	63	17	160	85	110	40	45	3,7	2,49	3,77	4,96			
250x200	250	200	250	132	63	63	17	160	95	110	40	50	4,6		4,36	5,82	7,27		
315x200	315	200	250	132	63	70	21	200	95	120	50	50	5,8		5,09	6,82	8,59		
400x224	400	224	280	150	71	80	21	250	106	130	50	56	9,4		7,03	9,40	11,8		
500x250	500	250	315	170	80	91	25	315	118	150	60	63	14,9			12,8	16,1	19,4	
630x280	630	280	355	190	90	105	25	400	132	165	60	70	23,5			17,6	22,1	26,6	
800x315	800	315	400	212	100	126	31	500	150	200	70	80	37,3				30,6	36,9	49,6
1000x355	1000	355	450	236	112	126	31	630	170	200	70	90	58,3				42,0	50,3	67,0
1250x400	1250	400	500	265	125	147	37	800	190	230	80	100	92,0					68,5	91,9

Le tazze standard DIN 15234 sono utilizzate per il trasporto di materiali in polvere o in grani come sabbia, ghiaia, carbone, cemento, gesso, etc
The standard DIN 15234 buckets are used for the transport of grain or powdered materials.

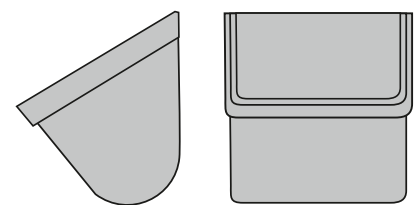
Forma a
a Shape



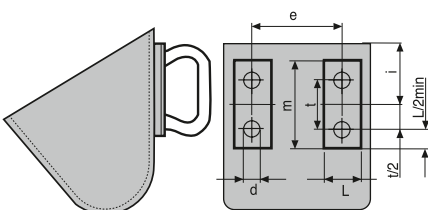
Forma b
b Shape



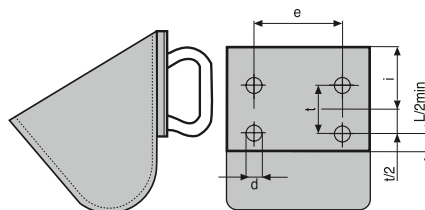
Forma c
c Shape



Fissaggio forma L
L Shape attachment



Fissaggio forma m
m Shape attachment



Fissaggio forma n
n Shape attachment

